



US00D535392S

(12) **United States Design Patent** (10) **Patent No.:** **US D535,392 S**
Conrad et al. (45) **Date of Patent:** **** Jan. 16, 2007**

(54) **OSTOMY BAG**

D484,240 S * 12/2003 Lyons et al. D24/118
D487,313 S * 3/2004 Mazzella D24/118

(76) Inventors: **Wayne Ernest Conrad**, 9 King Lane,
Hampton, Ontario (CA), L0B 1J0; **Nina
Kanevsky Conrad**, 9 King Lane,
Hampton, Ontario (CA), L0B 1J0

* cited by examiner

Primary Examiner—Louis S. Zarfaz

Assistant Examiner—Daniel Yu

(74) *Attorney, Agent, or Firm*—David W. R. Langton;
Bereskin & Parr

(**) Term: **14 Years**

(21) Appl. No.: **29/217,361**

(57) **CLAIM**

(22) Filed: **Nov. 17, 2004**

The ornamental design for an ostomy bag, as described and shown. The entrance for a stoma and the adhesive member on the rear surface of the ostomy bag do not form part of the design.

(51) **LOC (8) Cl.** **24-02**

(52) **U.S. Cl.** **D24/118**

(58) **Field of Classification Search** D24/118,
D24/121–122, 108; 604/332, 337–339

DESCRIPTION

See application file for complete search history.

FIG. 1 is a front view of an ostomy bag;

FIG. 2 is perspective view from the front and the bottom of the ostomy bag of FIG. 1; and,


FIG. 3 is a rear elevation view of the ostomy bag of FIG. 1.

(56) **References Cited**

U.S. PATENT DOCUMENTS

D398,991 S * 9/1998 Briggs et al. D24/118
D442,278 S * 5/2001 Rury D24/118

1 Claim, 3 Drawing Sheets






FIG. 1




FIG. 2




FIG. 3